


# Meet Makey Makey

at Coquitlam Public Library

## Kit Contents

Makey Makey board

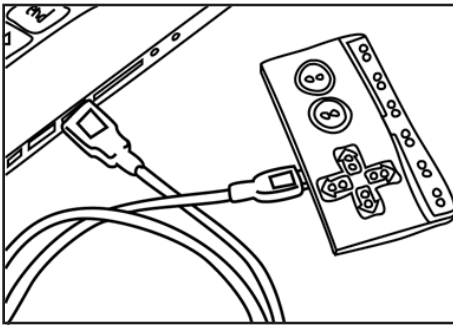
7 alligator cables  
(1 each: lime green, dark green,  
yellow, orange, red, grey & white)



Box not  
included

6 white wires

1 USB cord



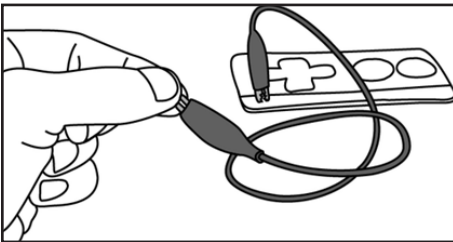
## Plug in USB

The small side of the USB cable plugs into Makey Makey and the big side plugs into computer.




## Close Pop Up Windows

Your computer may ask you to install drivers or do other setup. You can click *cancel* or close the window.



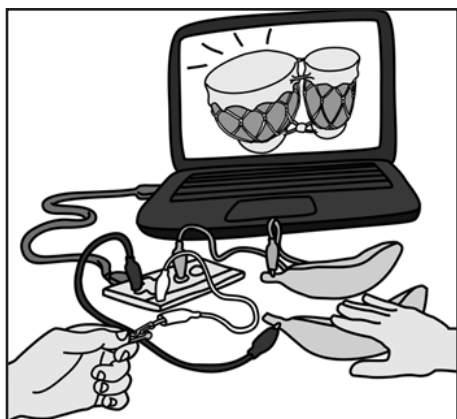
## Connect to EARTH

Connect one end of an alligator clip to “Earth” on the bottom of the front side of Makey Makey. Hold the metal part of the other end of the alligator clip between your fingers. You are now “grounded.”



## Connect to “Space” and Try it

While you’re still grounded, touch the round “Space” pad on the Makey Makey. You should see a green light on the Makey Makey, and your computer will think the space bar was pressed.



## Play Some Music

Try out a banana piano or play some bongos!

## Try Out Everyday Stuff

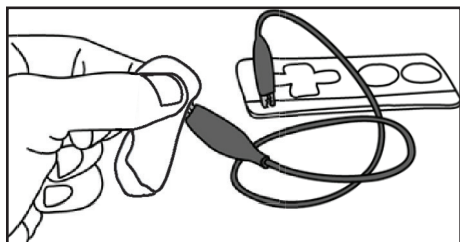
Make anything into a key! You can make a connection through anything that's even a little bit conductive. You can also create inventions that combine conductive and non-conductive parts.

## Conductive Materials to Try:

- Most fruits and vegetables work great.
- Other foods to try: marshmallows, gummy candies, macaroni and cheese, cupcakes, and even shrimp!
- Plants can work too. Try some leaves or flowers, but nothing too dry.
- Play-Doh, Model Magic and other clays work very well as long as they stay moist.
- People are conductive! Connect one person to ground, and another to an input, and you can trigger sounds when they high-five.
- Graphite from a pencil can work. Make thick, dark lines, and be sure to draw on a smooth surface.
- Foil and other metal objects will work (coins, magnets, nuts & bolts, forks & knives, or pots & pans).

## More Makey Makey

For more great ideas and experiments go to <https://makeymakey.com/pages/how-to>



## Goo Gone

Please wipe the banana goo, Play-Doh, or mac & cheese off the Makey Makey parts before you return the kit to the Library. Our staff thank you!

coqlibrary.ca  
ask@coqlibrary.ca | 604-554-7323

