

eMagazines from

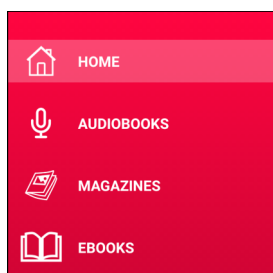
The layout of the app may look different on different devices.




ON A TABLET OR SMARTPHONE

DOWNLOAD THE APP & CREATE AN ACCOUNT


1. The RBdigital app is compatible with Apple and Android devices, as well as Amazon tablets.
2. Go to your device's app store and search for **RBDIGITAL**.
3. Download and install the free app to your device.
4. Open app and click on **REGISTER**.
5. Follow the prompts to fill out the form and create an account.



NAVIGATING THE APP

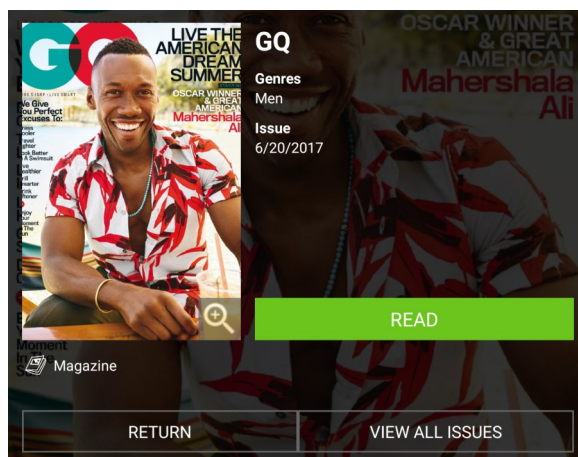
- After logging in, browse magazines or open the menu bar by clicking on 
- The menu bar allows you to navigate to Home, Audiobooks, Magazines, eBooks, Checked Out, Wishlist, Holds, History, Profile and Settings.
- Note: RBdigital eMagazines, eBooks & audiobooks are all integrated into one app.
- If you are using a shared device, navigate to **YOUR PROFILES** to add the accounts of other users in your family.

SEARCHING AND BORROWING

- Use the menu bar to **BROWSE** or use the **SEARCH** icon  located at the top right to type in a specific publication name.
- Click on a magazine cover for more information about the title.
- Click **CHECKOUT** to borrow item or click **VIEW ALL ISSUES** to access back issues.
- Magazine borrows are unlimited.

READING & RETURNING

- View all borrowed items in the **CHECKED OUT** section of the menu bar.
- Click **READ** to begin reading. Your magazine will automatically download when connected to Wi-Fi.
- Borrowed items are automatically returned upon the due date. If you wish to return your item before the due date, navigate to the title, and then tap **RETURN**.



ON A COMPUTER:

LOGIN INFORMATION	YOUR INFORMATION
USERNAME*	FIRST NAME*
PASSWORD*	LAST NAME*
CONFIRM PASSWORD*	EMAIL*
LIBRARY INFORMATION	
LIBRARY CARD*	CONFIRM EMAIL*
	POSTAL CODE*
<input type="checkbox"/> I accept the Terms of Service and Privacy Policy *	
*Required fields	
<input type="button" value="CANCEL"/> <input type="button" value="REGISTER →"/>	


CREATE AN ACCOUNT

1. Go to: <http://coquitlambc.oneclickdigital.com/>
2. Click on **REGISTER** from the top right corner.
3. Fill out the online form and click **REGISTER**.
4. If you previously signed up for OneClickDigital or Zinio, your login is transferrable to RBdigital.

NAVIGATING ON YOUR BROWSER

- Login & browse magazines or use the **SEARCH** bar located at the top of the screen to type in a specific publication name.
- Click on a magazine cover for more information about the title.
- Click **CHECKOUT** to borrow item or click **VIEW ALL ISSUES** to access back issues.
- Magazine borrows are unlimited.

My Preferences
My Magazine Collection
My Account
Log out

- The menu button is located on the top right. Click on the  icon to navigate to Preferences, Magazine Collection and Account.
- **PREFERENCES** lets you to set up email notifications for new issues of your favourite magazines.
- **MAGAZINE COLLECTION** shows all your checked out magazines.
- **ACCOUNT** lets you update your profile.

READING & RETURNING

- Click on the cover of your checked out magazine or the 'open book' icon to launch the **BROWSER READER**.
- Begin reading.
- Use the icons on the left side of the **BROWSER READER** to navigate.



TABLE OF CONTENTS



TOGGLE FULL SCREEN



SKIP TO PAGE



ZOOM



BOOKMARKS



PRINT



- Borrowed items are automatically returned upon the due date. If you wish to return your item before the due date, navigate to the title, and then select the **TRASH CAN** icon.

Need help? Contact Us.

In-person | By Phone: 604-554-7323 | By email: ask@coqlibrary.ca | coqlibrary.ca

2020/08 JQ